

MEMO MINDER

Portable Message Recorder / Player

Product Code: EL00041

Introduction

The Memo Minder is a battery or AC powered solid state media player which records your message straight onto the player - no tape required. Your message is recorded onto a circuit board then played when the passive infrared motion detector is triggered.

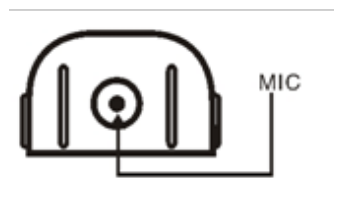
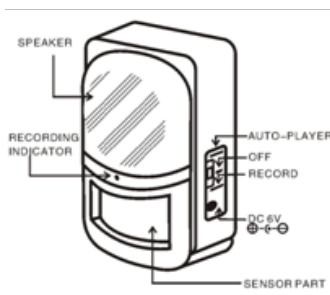
Operation of the alarm

Record mode

1. Move the switch located on the side of the unit to 'RECORD'. The red LED on the front of the unit will light up and you will hear 3 slow 'beeps' across a 5 second countdown period.
2. After the third beep, you are in live recording mode and can begin your message.
3. For the best quality playback sound, record your message at a distance of 6" (15cm) from the microphone and away from any background noise.
4. After you finish recording, slide the switch to 'OFF'. The LED will turn off and 2 quick beeps will sound. The same will happen after 20 seconds (maximum recording length).
5. Any new message recorded will record over previous ones. If you move the switch to 'RECORD' by accident, you can cancel by moving it back before the 3 beeps finish.

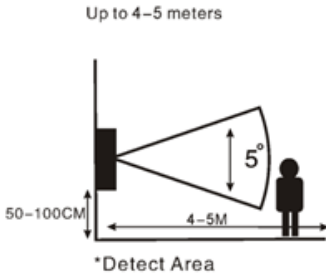
Auto-player mode

1. After you have recorded your message move the switch to 'AUTO PLAYER'.
2. Wait 20 seconds to allow the unit to stabilise. Once stabilised the unit will detect any movement in the detection area and play the recorded message once. Continuous movement once the unit has reset (approx 30 seconds including message) will cause message to trigger again.

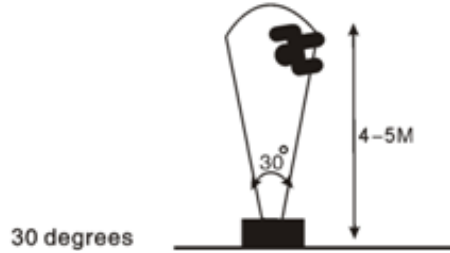


Detection Range

Detection Coverage



Detection Range



Off mode

Recorded message will still be retained even when slide switch is in 'OFF' position.

Battery replacement

1. When the playback sound is weak or the sensor stops detecting motion properly then replace the batteries. The unit operates on 4 x AA batteries.
2. To replace the batteries remove the battery cover and replace the old batteries with new batteries noting the polarity indicated.
3. Replace the battery cover.
4. **Any pre-saved message will still remain after you change batteries.**

AC Power

Please note: This unit does not come supplied with an AC adaptor. If an AC adaptor is required, please use a DC 6V, 400/500/600mA regulated adaptor.

Care and maintenance

Improper use or man-made damage is not covered under the guarantee.

To clean the unit use a soft cloth slightly dampened with water and wipe dry.

Do not use chemical agents as this may damage and discolour the unit.

Remove batteries before storing the unit over extended periods of time. Batteries corrode over time and may cause permanent damage to the unit.

Note:

Performance may be adversely affected following prolonged exposure to extreme temperatures.

Contact us:

solon-group.com